


REDUCED HEIGHT DESIGN CAR DOOR OPERATOR

# Hydra Plus UD 300









## HYDRA PLUS 300 with reduced height dimensions

- Ideal for reduced headroom installations and homelift applications
- Energy certification of drive according to VDI 4707-2
- Horizontal motor fixation on both sides of the door without adaptation
- Top car fixing
- Glass framed panel execution available on Type 02 and 12

## REDUCED HEIGHT DESIGN CAR DOOR OPERATOR

# Hydra Plus UD 300

### PRODUCT RANGE

Series	Door Type	Illustration	Sill (mm)	Clear Opening min. (mm)	Clear Opening max. (mm)	Clear Height min. (mm)	Clear Height max. (mm)
3201	02/C		50 75*	600	1000	1900	2200
	12/R		75 90*	600	1000	1900	2200
	12/L		75 90*	600	1000	1900	2200
	32/R		116	600	1000	1900	2200
	32/L		116	600	1000	1900	2200
	44/R		75	600	1000	1900	2200

\* with glass and framed glass panels.

### FEATURES

- Compliant with Lift Directive 95/16/EC and EN81
- Pre-adjusted and tested in factory for fast and easy installation
- Car door lock available as standard
- Continuous panel weight detection
- Heavy panels drive capability sufficient even for very heavy glass framed full glass and EI fire-rated certificated landing doors
- Self-learning functions for opening and closing times and directions
- Reduced sill width
- Low energy consumption with ECO+ and MIDI+ drives
- 127/230V – 50/60Hz power input with +/- 20% tolerance