www.wittur.com

WITTUR

W LINE MAX

PERFECTLY ENGINEERED TO MAXIMISE VALUE

Residential Building | Transport | Hospital | Shopping | Hotel

W Line MAX

MID-DUTY

- Preferred platform for mixed use and public building installations:
- Highest ride comfort in its class
- Belt driven and symmetric design
- Quick scaffold-less installation
- Reduced headroom & pit option

WITTUR

W LINE MAX

FEATURES

- 1050 - 2000 kg
- 1,0 -1,6 m/s
- 30 - 45 m
- Central guided
- Wittur TB Drives / Belt traction
- Shaft width CIW* + 625 mm
- Reduced pit 870 mm
  Reduced headroom 3000 mm
- Complete system or mechanical
- EN 81-20 / EN 81-21

*CIW: Car Internal Width

A WORLD OF ADVANTAGES

WIttur W Line MAX is crafted with a focus on enhancing sustainability through both pre-and post-recyclability features, showcasing Wittur commitment to environmental responsibility.

WITTUR

Smart solutions, smarter prices

First class ride quality

High shaft efficiency

Suitable for reduced headroom & pit

Automatic layout creation

Effortless and swift installation via a scaffoldless design

A WORLD OF ADVANTAGES

WITTUR

First class ride quality

Featuring an optimized design with belt traction technology in a **symmetric layout** and improved isolation (motor, car fixation, belt attachments), W Line MAX provides **minimum vibration & noise**, **smooth landing** and **perfect level accuracy**.

High shaft efficiency

W line MAX optimized design means you can have a bigger car in a smaller shaft, with reduced headroom and low pit dimensions.

A WORLD OF ADVANTAGES

Automatic layout creation

Detailed **standardized system layouts with multi pages** are available in a variety of format and languages. **BIM** is available according to the customer needs.

Effortless and swift installation via a scaffoldless design

Installing an elevator has never been easier!
W Line MAX provides you with tailored installation kits, comprehensive documentation, packages numbered according to the installation sequence. Additionally, you can install W Line MAX in **scaffold-less mode**.

WITTUR

Design Table

Rated Load (Q)	kg	1050		1150		1275	
Suspension		2:1					
Rated Speed	m/s	1	1,6	1	1,6	1	1,6
Max. Travel Height (Th)	m	30	45	30	45	30	45
Entrance Type		0° / 0° - 180°					
Car Internal Dimensions (CIW x CID)	mm	1100x2100		1200x2200		1200x2300	
Minimum Shaft Dimensions (Sw x Sd)	mm	1725x2160(1)		1825x2210(1)		1825x2260(1)	
Standard Pit (d1)	mm	1050	1150	1050	1150	1050	1150
Reduced Pit (d1)	mm	870(2)	970(2)	870(2)	970(2)	870(2)	970(2)
Standard Headroom (h1) (when 1100 mm balustrade)	mm	3775(3)	3935(3)	3775(3)	3935(3)	3775(3)	3935(3)
Reduced Headroom (h1) (when 1100 mm balustrade)	mm	3010(4)	3170(4)	3010(4)	3170(4)	3010(4)	3170(4)
Door Clear opening (CO)	mm	600 ... 1100(red pit) / 1600(std pit)					
Door Clear height (CH)	mm	2000 ... 2700(5)					
Door Type		Hydra / Augusta Evo					
Car Internal Height (CIH)	mm	2000 - 2300					

(1) with 230mm door package and 50mm entrance side depth
(2) with PVC floor material
(3) Car internal height is 2150mm
(4) Car internal height is 2000mm and with sliding guide shoe
(5) Please check certification availability for the destination country.

1350		1600		2000	
2:1					
1	1,6	1	1,6	1	1,6
30	45	30	45	30	44
0° / 0° - 180°					
1300x2300		1400x2400		1500x2700	
1925x2260(1)		2025x2310(1)		2125x2460(1)	
1050	1150	1050	1150	1050	1150
870(2)	970(2)	870(2)	970(2)	915(2)	1015(2)
3775(3)	3935(3)	3775(3)	3935(3)	3850(3)	4010(3)
3010(4)	3170(4)	3010(4)	3170(4)	3090(4)	3250(4)
600 ... 1100(red pit) / 1600(std pit)					
2000 ... 2700(5)					
Hydra / Augusta Evo					
2000 - 2300					

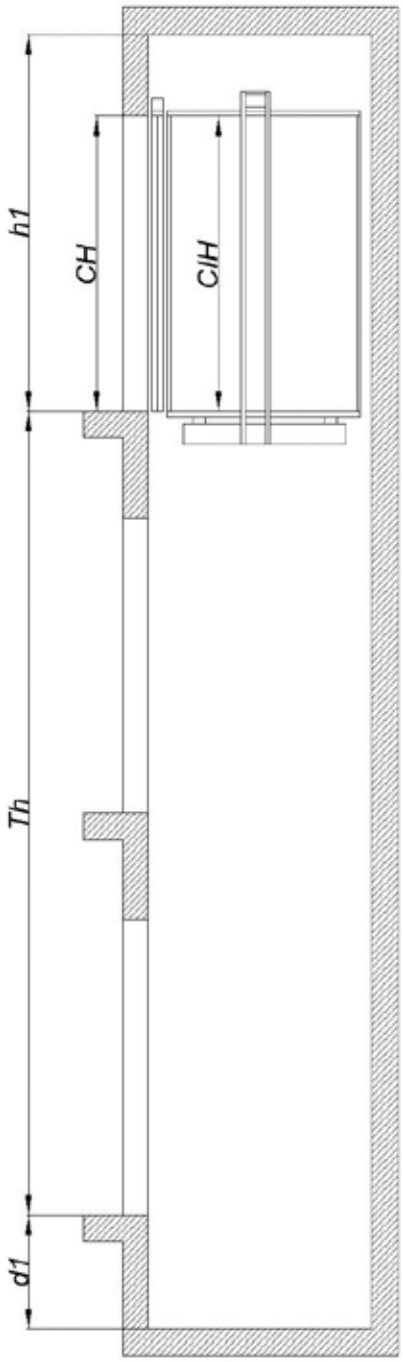

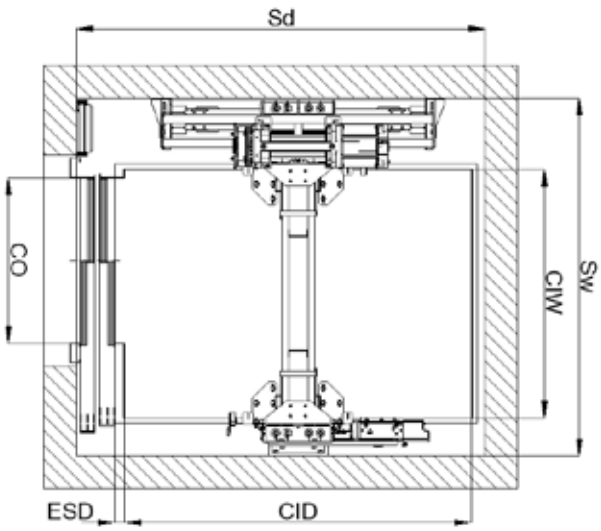

Wittur Car Designer

Wittur has developed a powerful online tool to test different aesthetic choices and find the perfect internal design for your Elevator with Wittur car.

What can you do with the Wittur Car Designer?

- Customize walls and floor finishes of the car
- Customize mirror, COP position and lighting
- Select single or double entrance and add a panoramic wall
- Simulate the colors of the upholstery of your environment
- Freely explore the 3D model from all angles
- Get snapshots from any angle
- Request specific information about the chosen solution

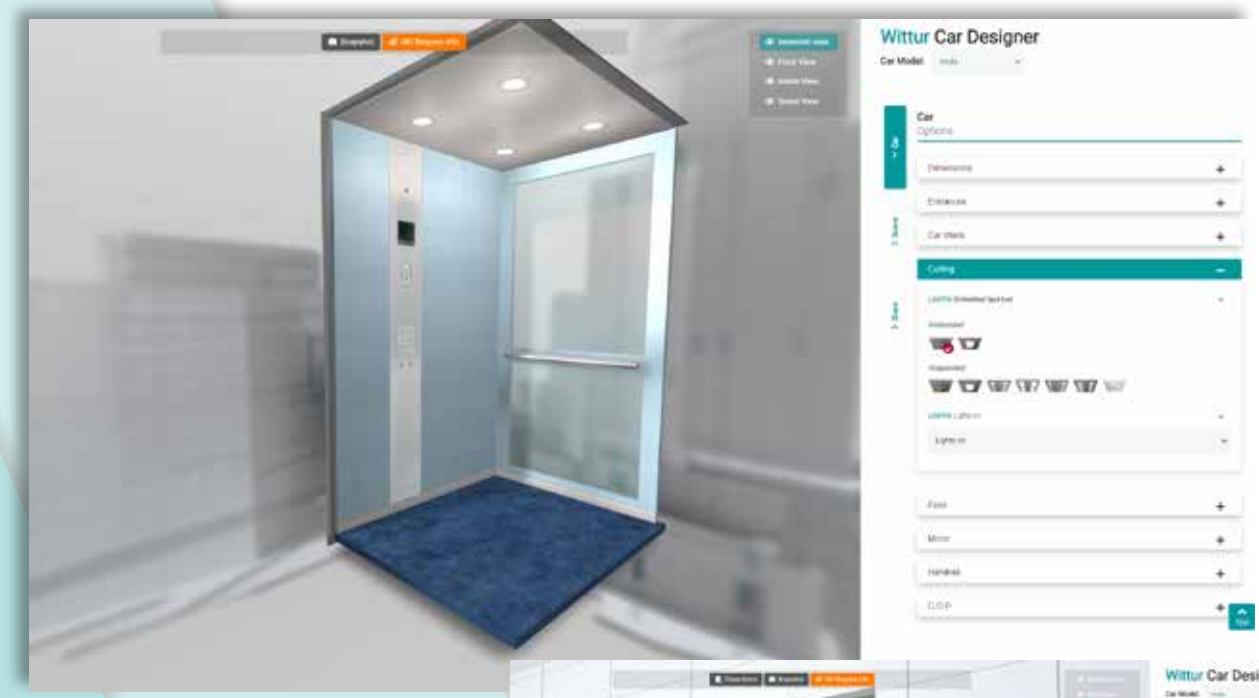

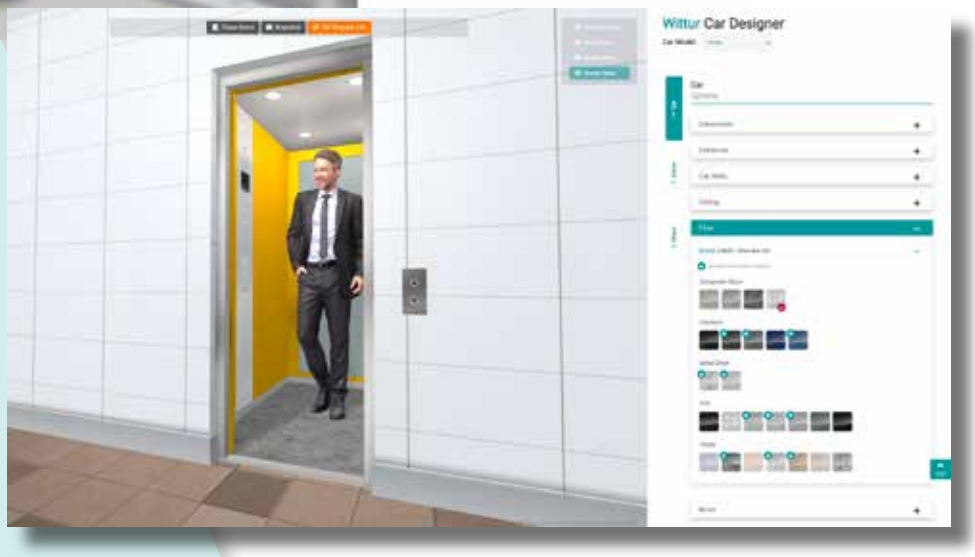

Superior design is now more affordable

Increasing features and options whilst keeping customer budgets in mind.

Painted Series

FLOOR: PVC / Altro Dolphin
WALL PANELS: Electrostatic Powder Paint / RAL7032
LIGHTING: IL 225 (on cieling Type-1)

Walls

RAL 7035 *
Light Grey


RAL 7032 *
Silica Grey

RAL 1015 *
Ligh Ivory

RAL 9010 *
Pure White

RAL 9006 *
Aluminium White

Stanless Steel Series

FLOOR: PVC / Altro Dolphin
WALL PANELS: Stainless Steel / AISI 304 Brushed
LIGHTING: IL 200 (on cieling Type-1)

Walls

Brushed
AISI 304*

Super Mirror
AISI 304*


Linen AISI 304*

Gold Brushed
AISI 304

Brushed
AISI 441*

Leather
AISI 304*

Brushed
AISI 316


Gold Mirror
AISI 304*

HPL Series

FLOOR: Composite Stone / Dove Tail 2402
WALL PANELS: Stainless Steel / Brushed & HPL / Bouleau Argente
LIGHTING: IL 203 (on cieling Type-1)

Walls

B131 - Bouleau Argente*

U191 - Underground Corten*

C151 Caldeira OT2*

S046 - Wood Silver Black*

Back Painted Glass Series

FLOOR: Composite Stone / Black Star 656
WALL PANELS: Stainless Steel / Super Mirror & Painted Glass / Black
LIGHTING: IL 200 (on cieling Type-1)

Walls

RAL 9003 Pure White



RAL 9005 Jet Black



RAL 1236 Light Brown



RAL 1015 Light Ivory

* Standard finishes

Floor

PVC

2-G010 *
PVC Marbled Grey

2-G030 *
ALTRO Cloud


2-G032 *
ALTRO Dolphin

Vinylic

2-Y002 *
Blue Avio 8350

2-Y004 *
Cipria 8300

2-Y007 *
Grigio Ghiaccio 8500

Linoleum

2-N003 *
Black 2939

2-N004 *
Graphite 3048

2-N005 *
Serene Grey 3146

Composite Stone

2-R012
Perla di Sabbia 617

2-R019
Dove Tail 2402

2-R024
Black Star 656


2-R025
White Star 655

Metal

2-G024
Knurled Aluminum

2-G029
Chequered St. Steel

Lightings

IL 200

IL 201

IL 203

IL 205

IL 225

IL 300

Car Operating Panel

WITTUR

Wittur COPs are available in different finishes both in full height and half height executions for your complete system projects. Wittur can supply data plates and CE marking plate complete with installer company logo. Besides standard options, Wittur can offer tailored solutions for special requirements upon request. Check out the System catalogues to see full range of models and contact with your Sales Representative for compatibility with your system offer.

OCEAN
OCLT04S0

OCEAN
OCLDD5E0

MOON
932-CT4D

MOON
732-CT4D

scan the QR code for more info for ADAPTA cabin

scan the QR code for more info for VESTA cabin

DOORS

Inspiring the Global Market for More Than 50 Years

A perfect coordination of aesthetic and quality, complemented with maximum application flexibility.

		Fire Rating Options	Door Type Options	Clear Opening (CO)*
AUGUSTA EVO	Landing Door	EU-E120 EU-EW30 / 60 EACU-E30 EACU-EI60 BS476 120'	T01, T11	700 ≤ CO ≤ 1100 (100)
	Car Door	–	T02, T12	700 ≤ CO ≤ 1100 (100)
HYDRA	Landing Door	EU-E120 EU-EW60 EU-EI60 / 120 BS476 120'	T01, T11, T31, T41, T43, T61	500 ≤ CO ≤ 2900 (50)
		EACU-E30	T01, T11, T41, T43	700 ≤ CO ≤ 2100 (50)
		EACU-EI60	T01, T11	700≤ CO ≤ 1400 (50)
	Landing Door - ESV	EU-E90 EU-EW30	T01, T11	600 ≤ CO ≤ 1400 (50)
	Car Door - Slim Glass	–	T02	600≤ CO ≤ 1350 (50)
	Car Door - ESV	–	T02, T12, T32, T35, T42, T44, T62	600 ≤ CO ≤ 2900 (50)
PEGASUS	Landing Door	EU-E120 EU-EW60 EU-EI60 / 120 EACU-EI60 BS476 90' / 120'	T01, T11, T31, T41, T61, T71	600 ≤ CO ≤ 3200 (50)
	Landing Door - ESV	BS476 60' / 90'	T01, T11, T41, T71	600 ≤ CO ≤ 2850 (50)
		BS476 120'	T01, T11, T41, T71	600 ≤ CO ≤ 2500 (50)
		EU-E90	T01, T11, T41	750 ≤ CO ≤ 2000 (50)
	Car Door	–	T02, T12, T32, T42, T62, T72	600 ≤ CO ≤ 3200 (50)

* For specific application range based on different CO, CH, door execution and drive, please refer to the technical catalogues.

GLASS FRAMED EI30 DOORS ARE INSTALLED IN MOST ELEVATORS OF METRO BUDAPEST LINE 4

WITTUR

	Clear Height (CH)*	Minimum Floor to Floor Distance (HT)	Mechanical Norms	Additional Norms
	2000 ≤ CH ≤ 2200 (100)	Basic Configuration: HT>CH+550	EN 81-20/50 EAC	EN 81-21
	2000 ≤ CH ≤ 2200 (100)	–	EN 81-20/50	
	2000 ≤ CH ≤ 2700 (50)	Basic Configuration: HT>CH+800	EN 81-20/50	EN 81-21 EN 81-71 Cat. 1
	2000 ≤ CH ≤ 2650 (50)		EAC	
	2000 ≤ CH ≤ 2450 (50)			
	2000 ≤ CH ≤ 2200 (50)		EN 81-20/50	
	2000 ≤ CH ≤ 2200 (50)	–	EN 81-20/50	EN 81-21
	2000 ≤ CH ≤ 2300 (50)	–	EN 81-1/2 EN 81-20/50	
	2000 ≤ CH ≤ 3800 (50)	Basic Configuration: HT>CH+640	EN 81-1/2 EN 81-20/50 EAC	EN 81-21 EN 81-70 EN 81-71 Cat. 1 EN 81-71 Cat. 2 EN 81-72
	2000 ≤ CH ≤ 2850 (50)	Basic Configuration: HT>CH+640	EN 81-1/2 EN 81-20/50 EAC	EN 81-21 EN 81-70 EN 81-71 Cat. 1 EN 81-72
	2000 ≤ CH ≤ 2600 (50)			
	2000 ≤ CH ≤ 2500 (50)			
	2000 ≤ CH ≤ 3800 (50)	–	EN 81-1/2 EN 81-20/50	EN 81-70 EN 81-71 Cat. 1 EN 81-71 Cat. 2 EN 81-72

Designed and **manufactured** by Wittur to comply with worldwide rules a

***Wittur** quality components **inside**.*

W LINE SLS
Residential

Preferred platform for passenger lift:

- High ride comfort and low noise
- Cost-effective solution
- Short installation time
- Reduced headroom & pit option



W LINE EQ
Mod

Preferred platform for installation in reduced spaces:

- Efficient shaft utilization
- Up to 3 entrances
- Low headroom & pit option

W LINE MAX
Mid-Duty

Preferred platform for mixed use and public building installations:

- Highest ride comfort in its class
- Belt driven and symmetric design
- Quick scaffold-less installation
- Reduced headroom & pit option



W LINE
Modular

Preferred platform for robust and special execution:

- Mid-Rise
- Vandal resistant
- Fire fighting lift
- Full panoramic

and codes.

WITTUR

Features	W LINE SLS	W LINE EQ	W LINE MAX	W LINE
	320 - 1000 kg	180 - 630 kg	1050 - 2000 kg	320 - 5000 kg
	1,0 - 1,6 m/s	1,0 m/s	1,0 - 1,6 m/s	1,0 - 4,0 m/s
	45 - 70 m	30 m	30 - 45 m	200 m
	Central guided	Cantilevered	Central guided	Central guided
	Wittur SF series	Wittur TS series	Wittur TB series / Belt traction	Wittur SF - MF - LF - WSG series
	Shaft width CIW* + 525 mm	Shaft width CIW* + 370 mm	Shaft width CIW* + 625 mm	Shaft width CIW* + 700 mm
	Reduced pit 550 mm Reduced headroom 2575 mm	Reduced pit 365 mm Reduced headroom 2600 mm	Reduced pit 870 mm Reduced headroom 3000 mm	Reduced pit 400 mm Reduced headroom 3250 mm
	Complete system or Mechanical Pack	Complete system or Mechanical Pack	Complete system or Mechanical Pack	Complete system or Mechanical Pack
	EN 81-20 / EN 81-21	EN 81-20 / EN 81-21	EN 81-20 / EN 81-21	EN 81-20 / EN 81-21

**CIW: Car Internal Width*

WITTUR

YOUR GLOBAL PARTNER FOR COMPONENTS,
MODULES AND SYSTEMS IN THE ELEVATOR INDUSTRY

W LINE MAX | SB.0.006789 - English - April 2026

Subject to change without notice!

WITTUR.COM

W LINE MAX
on Wittur.com

ADVANCING THE ELEVATOR INDUSTRY®