

CAR DOOR

HydraPLUS UD












HydraPLUS, with reduced height overall dimensions.

- Reduced height overall dimensions for installations with low shaft head
- Coupler with integrated car door lock
- Pre-adjusted and tested for fast and easy installation
- Available with PMSM Eco+ / Midi / Supra motorizations
- 127/230V - 50/60Hz Power input with high tolerance
- 24V DC Power output for safety devices
- Continuous door weight detection
- Open force limitation
- Easy speed selection
- Optional settings for special purposes

CAR DOOR

HydraPLUS UD

PRODUCTION RANGE

POS.	SERIES	LANDING DOORS		CAR DOORS		C.O. mm		C.H. mm	
		TYPE	ILLUSTRATION	TYPE	ILLUSTRATION	Min.	Max.	Min.	Max.
DOOR WITH OPERATOR ABOVE	3201	01/C		02/C		600	1800	1900	NOTE: MAXIMUM CLEAR OPENING HEIGHT 3500 mm - SUBJECT TO CLEAR OPENING WIDTH
		11/R		12/R		600	1800		
		11/L		12/L					
		31/R		32/R		600	2100		
		31/L		32/L					
		31/R		35/R		600	1400		
		31/L		35/L					
		41/C		42/C		1200	3200		
		43/R		44/R		600	1150		
		61/C		62/C		1500	3200		
		65/R		66/R		900	1450		
		71/R		72/R		600	1400		
		71/L		72/L					