TECHNICAL CATALOGUE
CATALOGO TECNICO

WITTUR

HIDDEN SILL

Code	**TC.2.004067.EN**
Version	**A**
Date	**17.04.2018**

safety in motion™

No part of this publication may be reproduced or translated, even in part, without prior written permission from WITTUR.

Subject to change without notice!

Questa pubblicazione non può essere riprodotta né tradotta, nè interamente nè in parte senza autorizzazione scritta della WITTUR.

Soggetto a modifica senza preavviso!

info@wittur.com
www.wittur.com

© Copyright WITTUR 2018

GENERAL INDEX
INDICE GENERALE

	TECNICAL DATA	*DATI TECNICI*
1.1	Production Range	*Gamma di produzione*
1.2	Technical Features	*Caratteristiche tecniche*
1.3	Landing and Car Doors Coupling (11-12/R-L)	*Accoppiamento porta di piano e porta di cabina (11-12/R-L)*
1.4	Landing and Car Doors Coupling (01-02/C)	*Accoppiamento porta di piano e porta di cabina (01-02/C)*

	TWO PANELS TELESCOPIC DOORS	*PORTE TELESCOPICHE DUE ANTE*
2.1	Two Panels Telescopic Car Door Type 12/R-L, C.O.=500÷1800	*Porta di cabina telescopica due ante, tipo 12/R-L, PL=500÷1800*
2.2	Two Panels Telescopic Landing Door Type 11/R-L, C.O.=500÷1800	*Porta di piano telescopica due ante, tipo 11/R-L, PL=500÷1800*

	TWO PANELS CENTRAL OPENING DOORS	*PORTE CENTRALI DUE ANTE*
3.1	Two Panels Central Opening Car Door Type 02/C, C.O.=500÷1800	*Porta di cabina centrale due ante, tipo 02/C, PL=500÷1800*
3.2	Two Panels Central Opening Landing Door Type 01/C, C.O.=500÷1800	*Porta di piano centrale due ante, tipo 01/C, PL=500÷1800*

	GLOSSARY	*GLOSSARIO*
PL	Clear Oening	*Passaggio Libero*
LH	Clear Height	*Luce Altezza*
GM	Mechanism Maximum Overall Dimension	*Ingombro Massimo Meccanismo*
GW	Panels Maximum Overall Dimension	*Ingombro Massimo Ante Aperte*
DF	Frame Depth	*Profondità Stipite*
WS	Sill Length	*Ingombro Soglie*
SP	Top Frame Height	*Altezza Stipite Superiore*
SF, SB	Side Frame Width	*Larghezza Stipite Laterale*
CF1	Infill Plate Dimension	*Dimensioni Coprifessura*

Whilst every care has been taken in preparation of this catalogue, no liability can be accepted for any errors or omissions.

Sebbene la preparazione di questo catalogo sia stata realizzata con ogni cura, nessuna responsabilità potrà essere accettata per errori od omissioni.

Subject to change without notice!

Soggetto a modifica senza preavviso!

HIDDEN SILL
SOGLIA SENZA CAVE

PRODUCTION RANGE
GAMMA DI PRODUZIONE

LANDING DOORS *PORTE DI PIANO*		CAR DOORS *PORTE DI CABINA*		C.O. *PL* mm.	
TYPE *TIPO*	ILLUSTRATION *RAPPRESENTAZIONE*	TYPE *TIPO*	ILLUSTRATION *RAPPRESENTAZIONE*	Min.	Max.
01/C		02/C		500	1800
11/R		12/R		500	1800
11/L		12/L			

HIDDEN SILL
SOGLIA SENZA CAVE

TECHNICAL FEATURES
CARATTERISTICHE TECNICHE

Features:
- Technical solution available for HYDRA and PEGASUS range of doors;
- Visually attractive, providing extra functionality in many installation situations;
- Attractive design of the lift system due to optical continuity between landing and cabin floor;
- Easier cleaning and maintenance;
- Perfect solution for lift installations in a dusty environment or installations with one or more outside landings;
- Ideal solution for bed-lifts in hospitals: reduced bumping when patients are carried on wheels;
- Available also in heavy loads execution;
- Central opening and side opening versions available (clear opening up to 1100 mm);
- Complies to LD95/16, 2014/33/EU and EN81, EN81-70, EN81-80 (SNEL), EN81-58, **EN81-20/50**.

Caratteristiche:
- *Soluzione tecnica disponibile per la gamma di porte HYDRA e PEGASUS;*
- *Finitura attraente abbinata a funzionalità in molte situazioni d'istallazione;*
- *Design accattivante dell'impianto d'ascensore garantisce la continuità tra il pavimento dei piani e quello della cabina;*
- *Più facile la pulizia e la manutenzione;*
- *Soluzione ideale per impianti in ambienti polverosi o con porte istallate all'esterno;*
- *Soluzione ideale per istallazione in ospedali: riduce gli urti al passaggio di lettini e carrozzine;*
- *Disponibile anche in esecuzione rinforzata per passaggio di carichi pesanti;*
- *Disponibile su porte ad apertura centrale e laterale;*
- *Rispetta le norme LD95/16, 2014/33/EU, EN81-1/2, EN81-70, EN81-80 (SNEL), EN81-58, **EN81-20/50**.*

HIDDEN SILL
SOGLIA SENZA CAVE

LANDING AND CAR DOORS COUPLING 11-12/R-L
ACCOPPIAMENTO PORTA DI PIANO E PORTA DI CABINA 11-12/R-L

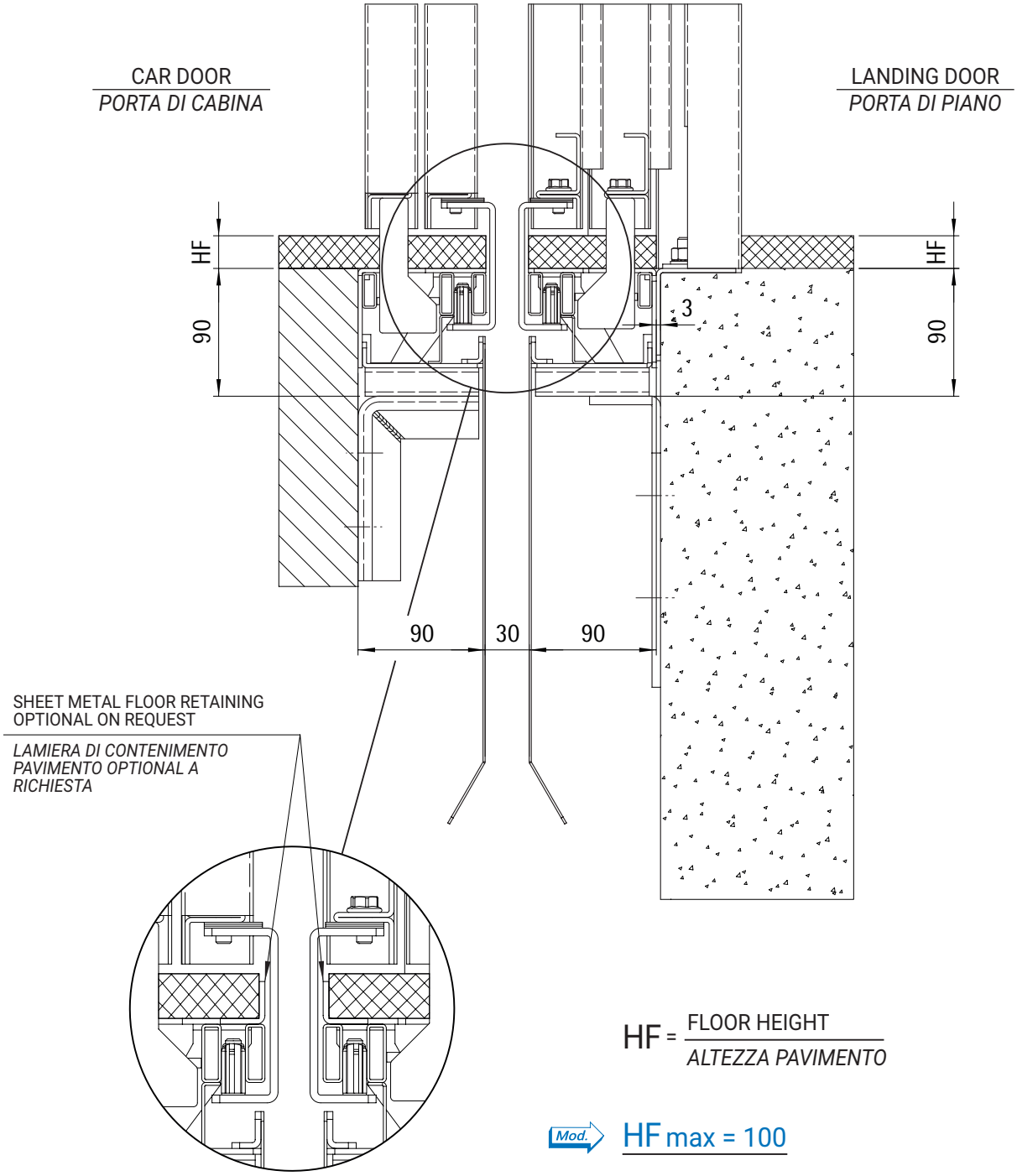

HF = FLOOR HEIGHT / *ALTEZZA PAVIMENTO*

Mod. HF max = 100

HIDDEN SILL
SOGLIA SENZA CAVE

Mod. LANDING AND CAR DOORS COUPLING 01-02/C
ACCOPPIAMENTO PORTA DI PIANO E PORTA DI CABINA 01-02/C

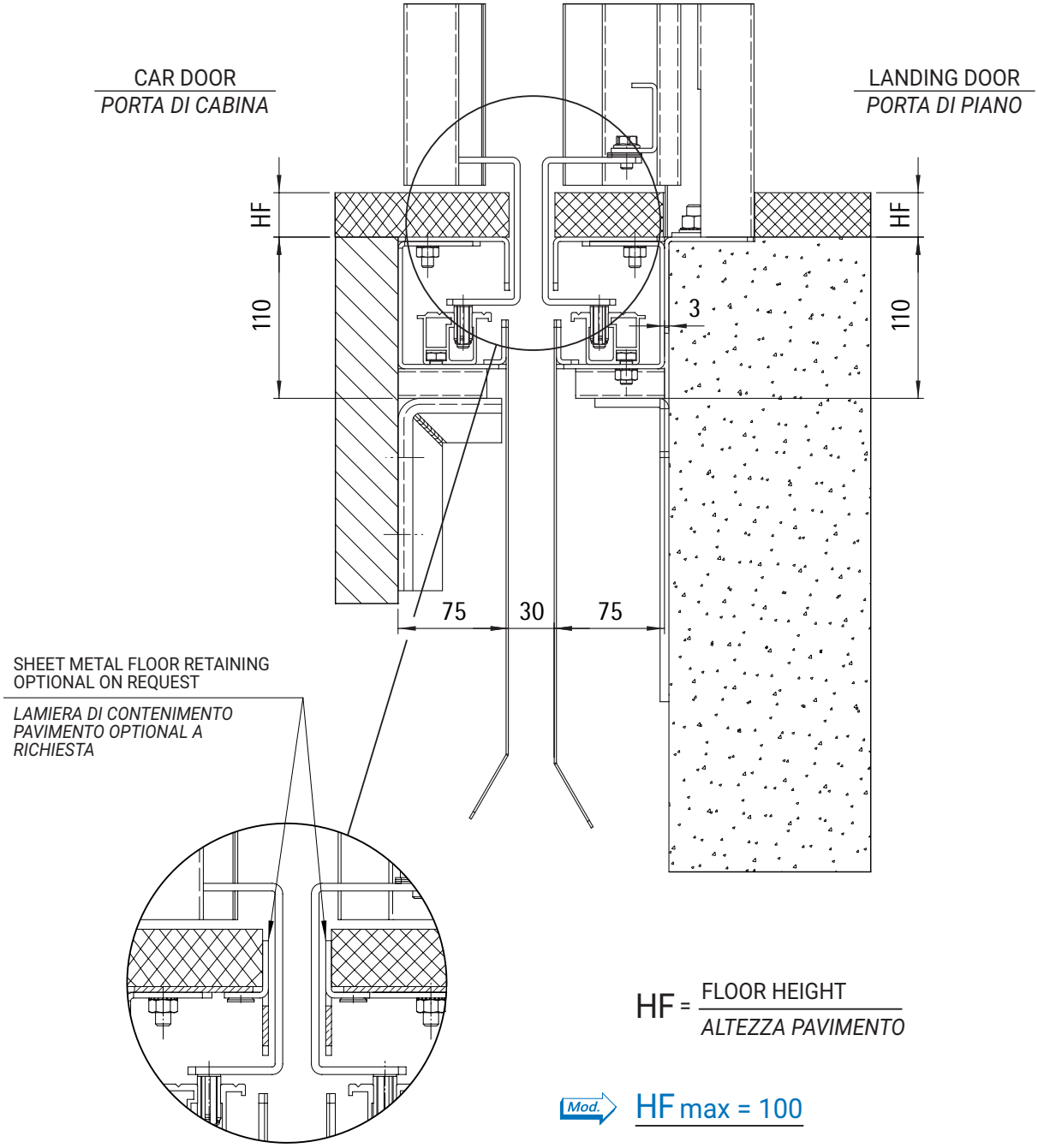

HF = FLOOR HEIGHT / *ALTEZZA PAVIMENTO*

Mod. HF max = 100

HIDDEN SILL
SOGLIA SENZA CAVE

Mod.

TWO PANELS TELESCOPIC CAR DOOR TYPE 12/R-L, C.O.=500÷1800
PORTA DI CABINA TELESCOPICA DUE ANTE, TIPO 12/R-L, PL=500÷1800

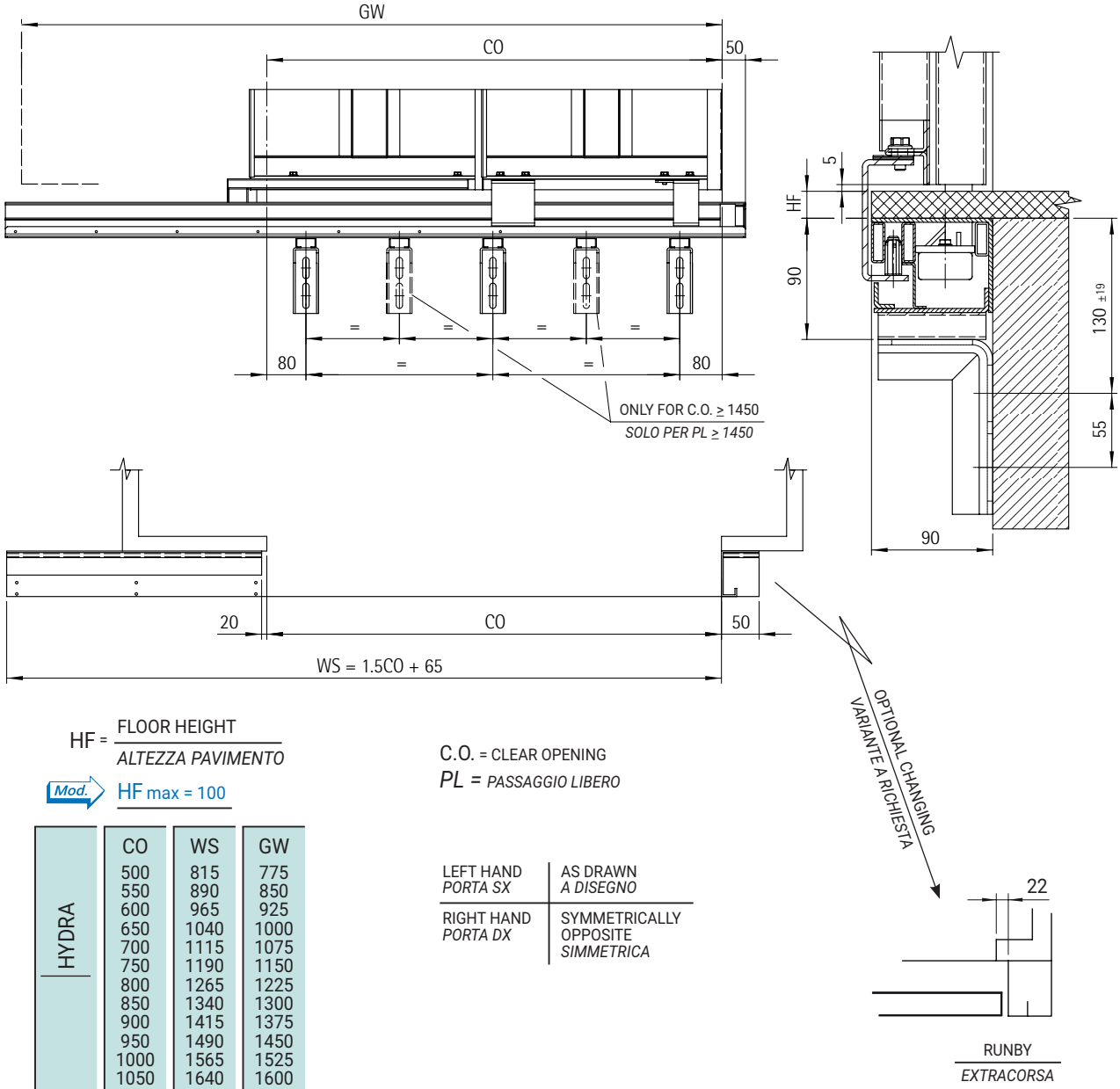

HF = FLOOR HEIGHT / *ALTEZZA PAVIMENTO*

Mod. HF max = 100

C.O. = CLEAR OPENING
PL = PASSAGGIO LIBERO

LEFT HAND *PORTA SX*	AS DRAWN *A DISEGNO*
RIGHT HAND *PORTA DX*	SYMMETRICALLY OPPOSITE *SIMMETRICA*

	CO	WS	GW
HYDRA	500	815	775
	550	890	850
	600	965	925
	650	1040	1000
	700	1115	1075
	750	1190	1150
	800	1265	1225
	850	1340	1300
	900	1415	1375
	950	1490	1450
HYDRA PEGASUS	1000	1565	1525
	1050	1640	1600
	1100	1715	1675
	1150	1790	1750
	1200	1865	1825
	1250	1940	1900
	1300	2015	1975
	1350	2090	2050
	1400	2165	2125
	1450	2240	2200
	1500	2315	2275
	1550	2390	2350
	1600	2465	2425
	1650	2540	2500
	1700	2615	2575
	1750	2690	2650
	1800	2765	2725

HIDDEN SILL
SOGLIA SENZA CAVE

Mod. TWO PANELS TELESCOPIC LANDING DOOR TYPE 11/R-L, C.O.=500÷1800
PORTA DI PIANO TELESCOPICA DUE ANTE, TIPO 11/R-L, PL=500÷1800

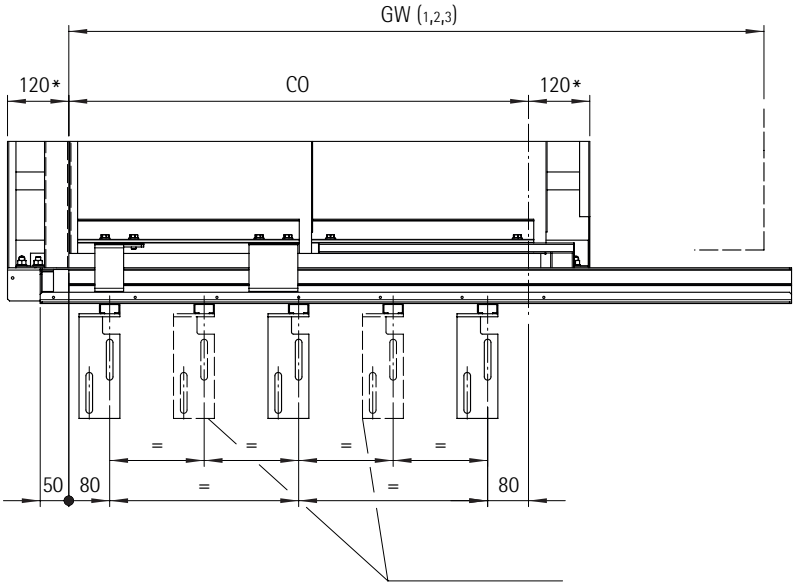

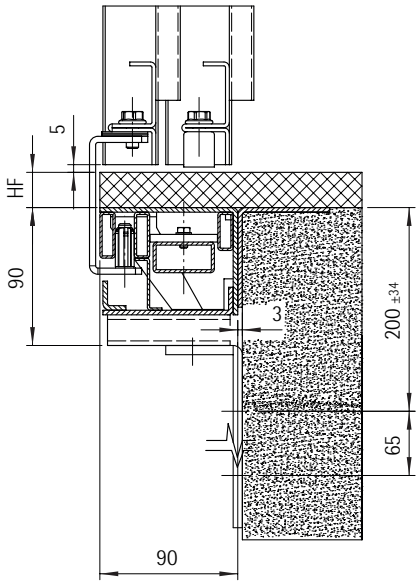

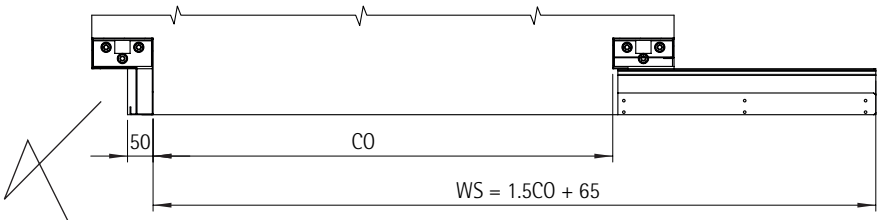

GW	GW_1	DOUBLE SKINS PANELS *ANTE TAMBURATE*
	GW_2	STANDARD GLASS FRAME AND GLASS PANEL *STANDARD VETRATE VETRO*
	GW_3	EN81-58 E-EW-EI

OPTIONAL CHANGING
VARIANTE A RICHIESTA

HF = FLOOR HEIGHT / *ALTEZZA PAVIMENTO*

Mod. HF max = 100

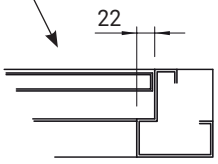

RUNBY
EXTRACORSA

C.O. = CLEAR OPENING
PL = PASSAGGIO LIBERO

LEFT HAND *PORTA SX*	AS DRAWN *A DISEGNO*
RIGHT HAND *PORTA DX*	SYMMETRICALLY OPPOSITE *SIMMETRICA*

* DIMENSIONS ARE CHANGEABLE ON REQUEST WITHIN THE LIMITS
LE QUOTE CON ASTERISCO SONO VARIABILI A RICHIESTA

	CO	WS	GW_1	GW_2	GW_3
HYDRA	500	815	790	760	/
	550	890	865	835	
	600	965	940	910	946
	650	1040	1015	985	1021
	700	1115	1090	1060	1096
	750	1190	1165	1135	1171
	800	1265	1240	1210	1246
	850	1340	1315	1285	1321
	900	1415	1390	1360	1396
	950	1490	1465	1435	1471
	1000	1565	1540	1510	1546
	1050	1640	1615	1585	1621
	1100	1715	1690	1660	1696
	1150	1790	1765	1735	1771
	1200	1865	1840	1810	1846
	1250	1940	1915	1885	1921
	1300	2015	1990	1960	1996
HYDRA PEGASUS	1350	2090	2065	2035	2071
	1400	2165	2140	2110	2146
	1450	2240	2215	2185	2221
	1500	2315	2290	2260	2296
	1550	2390	2365	2335	2371
	1600	2465	2440	2410	2446
	1650	2540	2515	2485	2521
	1700	2615	2590	2560	2596
	1750	2690	2665	2635	2671
	1800	2765	2740	2710	2746

HIDDEN SILL
SOGLIA SENZA CAVE

Mod. TWO PANELS CENTRAL OPENING CAR DOOR TYPE 02/C, C.O.=500÷1800
PORTA DI CABINA CENTRALE DUE ANTE, TIPO 02/C, PL=500÷1800

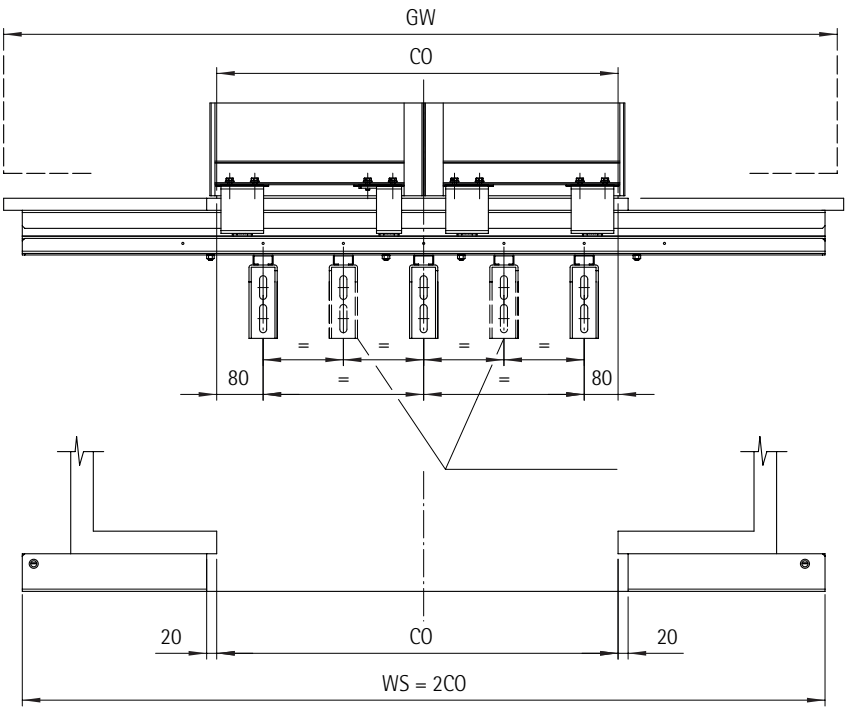

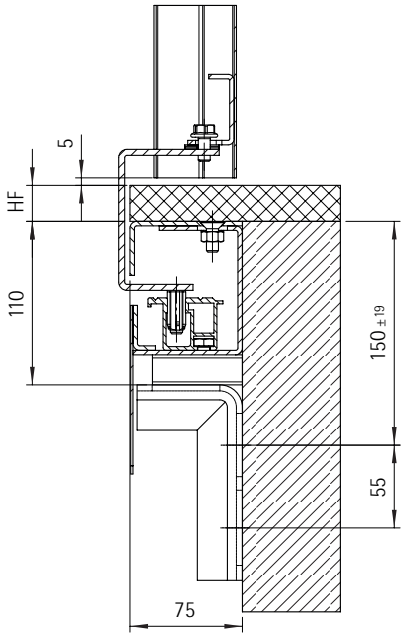

HF = FLOOR HEIGHT / *ALTEZZA PAVIMENTO*

Mod. HF max = 100

C.O. = CLEAR OPENING
PL = PASSAGGIO LIBERO

	CO	WS	GW
HYDRA	500	1000	1050
	550	1100	1150
	600	1200	1250
	650	1350	1350
	700	1400	1450
	750	1500	1550
	800	1600	1650
	850	1700	1750
	900	1800	1850
	950	1900	1950
HYDRA PEGASUS	1000	2000	2050
	1050	2100	2150
	1100	2200	2250
	1150	2300	2350
	1200	2400	2450
	1250	2500	2550
	1300	2600	2650
	1350	2700	2750
	1400	2800	2850
	1450	2900	2950
	1500	3000	3050
	1550	3100	3150
	1600	3200	3250
	1650	3300	3350
	1700	3400	3450
	1750	3500	3550
	1800	3600	3650

HIDDEN SILL
SOGLIA SENZA CAVE

Mod. TWO PANELS CENTRAL OPENING LANDING DOOR TYPE 01/C, C.O.=500÷1800
PORTA DI PIANO CENTRALE DUE ANTE, TIPO 01/C, PL=500÷1800

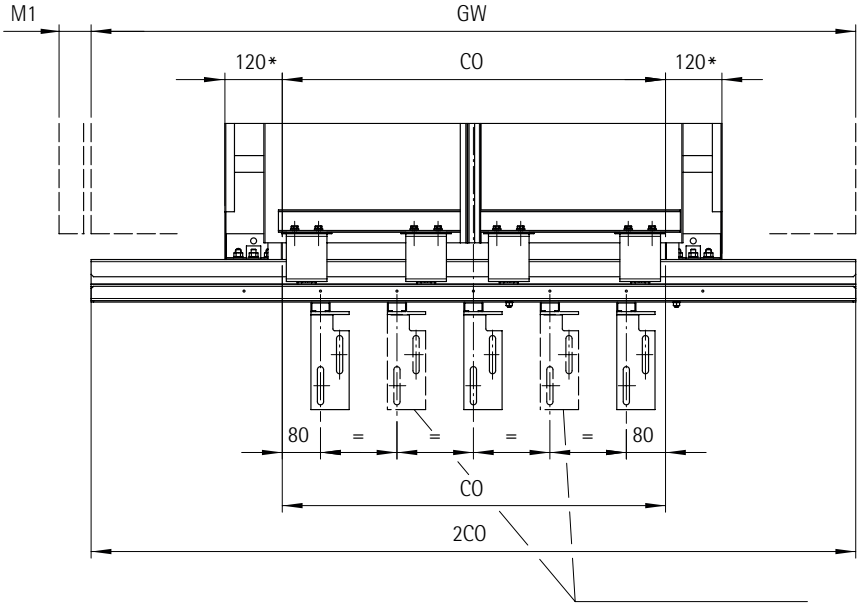

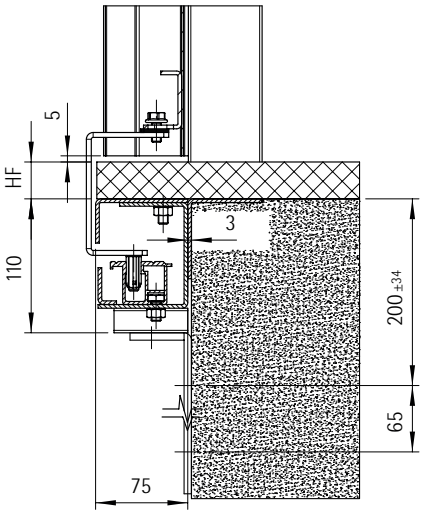

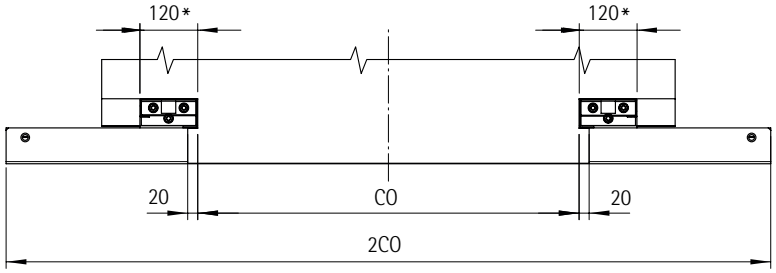

GW	GW_1	DOUBLE SKINS PANELS *ANTE TAMBURATE*
	GW_2	STANDARD GLASS FRAME AND GLASS PANEL *STANDARD VETRATE VETRO*
	GW_3	EN81-58 E-EW-EI

HF = FLOOR HEIGHT / *ALTEZZA PAVIMENTO*

C.O. = CLEAR OPENING
PL = PASSAGGIO LIBERO

Mod. HF max = 100

M1	Cuonterweight *Contrappeso*
Double skins panels *Antine tamburate*	55
Single skins panels *Antine non tamb.* Glass panels *Ante in vetro*	70

* DIMENSIONS ARE CHANGEABLE ON REQUEST WITHIN THE LIMITS
LE QUOTE CON ASTERISCO SONO VARIABILI A RICHIESTA

	CO	WS	GW_1	GW_2	GW_3
HYDRA	500	1000	1080	1050	/
	550	1100	1180	1150	
	600	1200	1280	1250	1300
	650	1350	1380	1350	1400
	700	1400	1480	1450	1500
	750	1500	1580	1550	1600
	800	1600	1680	1650	1700
	850	1700	1780	1750	1800
	900	1800	1880	1850	1900
	950	1900	1980	1950	2000
HYDRA PEGASUS	1000	2000	2080	2050	2100
	1050	2100	2180	2150	2200
	1100	2200	2280	2250	2300
	1150	2300	2380	2350	2400
	1200	2400	2480	2450	2500
	1250	2500	2580	2550	2600
	1300	2600	2680	2650	2700
	1350	2700	2780	2750	2800
	1400	2800	2880	2850	2900
	1450	2900	2980	2950	3000
	1500	3000	3080	3050	3100
	1550	3100	3180	3150	3200
	1600	3200	3280	3250	3300
	1650	3300	3380	3350	3400
	1700	3400	3480	3450	3500
	1750	3500	3580	3550	3600
	1800	3600	3680	3650	3700

WITTUR

YOUR GLOBAL PARTNER FOR COMPONENTS, MODULES AND SYSTEMS IN THE ELEVATOR INDUSTRY



safety in motion™

More information about Wittur Group available on-line.

www.wittur.com

SELCOM® a WITTUR brand

Liftmaterial a WITTUR brand

sematic® a WITTUR brand