

DB EXECUTION



ACCORDING TO THE EBA SPECIFICATION




Typical supply:

- Construction in AISI 316 stainless steel (or AISI 304)
- Framed glass
- Complete front and rear cladding in stainless steel
- Lower skirting height 300mm (250mm minimum)
- Suspension cover plate
- Execution with Hidden Bottom Track Type A (AISI 304 or AISI 316 Stainless steel)

Options:

- IP54 Execution
- Heated bottom track
- Car door lock
- Detector



More options / different versions available. Please contact our Sales team for more information.

The doors are in compliance with the following norms:

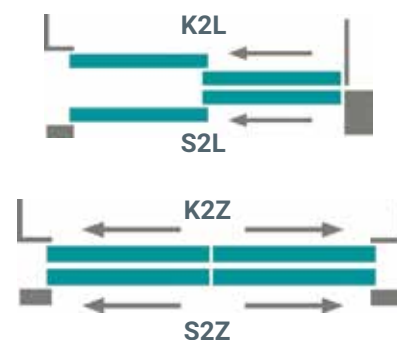
- EN 81-20/50
- EN 81-71 – Category 1
- TRAV Ed.Jan. 2003
- EN 12600:2002

This execution is suitable also for S-Bahn and U-Bahn



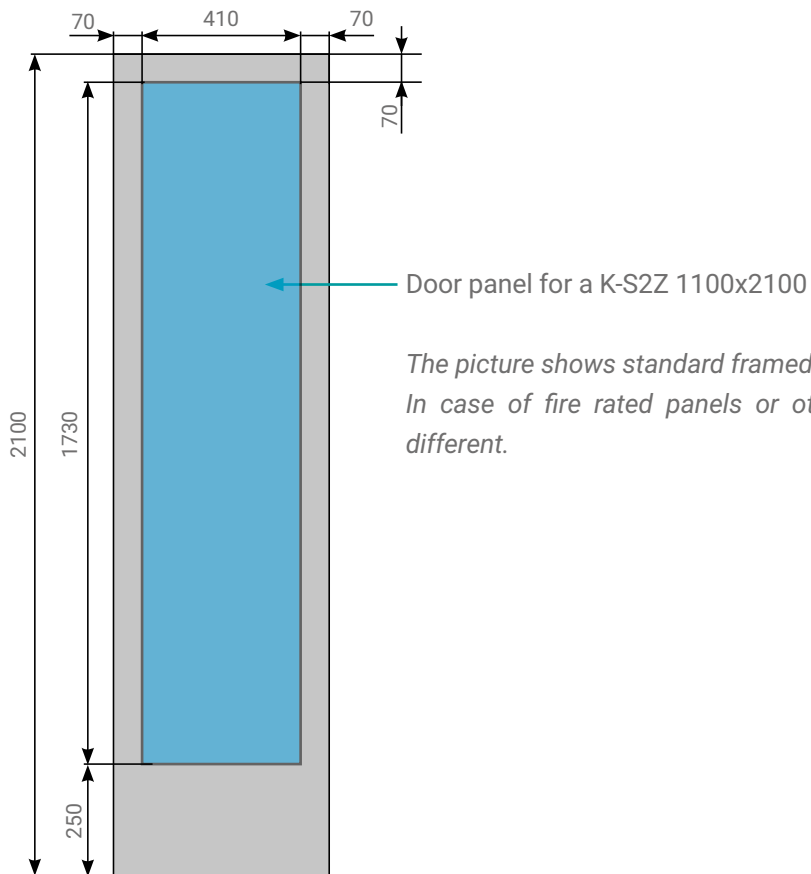
Typical supply range

Model	TB min-max (mm)	TH min-max (mm)
K-S 2R/L	900 - 1100	2000 - 2200
K-S 2Z	900 - 1100	2000 - 2200



The range of the doors tested according to EN12600 is actually bigger than what is shown in the table above
DB execution is available as option for **2000 B**, **2000 B-G** and **2000 SWS**

For the door dimensions (depth, header length etc) see catalogue 2000 B code 911-xxx-000



The picture shows standard framed glass execution.

In case of fire rated panels or other special requests, dimensions may be different.

DB

- BHF Fellbach - Bahnsteig 2
- BHF Tamm - Unterführung
- BHF Tamm - Bahnsteig 2
- BHF Asperg - Bahnsteig 2
- BHF Stuttgart - Vaihingen -Bahnsteig 2
- BHF Esslingen - Mettingen -S-Bahnsteig
- BHF Esslingen - Bahnsteig 1
- BHF Borsdorf
- BHF Engelsdorf
- BHF Tharandt
- BHF Wurzen
- ...and many more


U-BAHN IN BERLIN:

- Berlinerstrasse
- Bismarckstrasse
- Rathaus Neukolln
- Krumme Lanke
- Ostlöhrl
- ... and many more





**YOUR GLOBAL PARTNER FOR COMPONENTS,
MODULES AND SYSTEMS IN THE ELEVATOR INDUSTRY**



safety **in** *motion*™

www.wittur.com

More information
about Wittur Group
available on-line.



SELCON®
a WITTUR brand

Liftmaterial
a WITTUR brand

sematic®
a WITTUR brand