


## SGV - Wittur's Smart Global Vision Door

DOOR EQUIPMENT FOR MID AND HEAVY DUTY  
NEW INSTALLATION AND MODERNIZATION



North America - A17.1/B44 Code Compliant

A high reliable robust design, based on proven and easy-to-install components

# SGV - Wittur's Smart Global Vision Door

1

## Modular approach for a wide range of applications

- SGV door system can be used in a variety of applications, from SGV6 medium duty doors for elevators in residential buildings up to SGV2 doors for high duty elevators in office buildings and hotels.
- SGV2 and SGV6 share the same layout: you can install SGV2 enhanced performance doors on the high used floors and apply SGV6 on the other floors.
- SGV is available as a complete entrance with a range of options for frame (16ga, 14ga), sill assembly, and panels (single skin, double skin, clad, framed glass) in several distinctive finishes.
- SGV is also available as a modernization kit for most OEM's; MOD kits include adjustable car door operator brackets, door panel adapters to interface with existing door panels, and the clutch with integrated car door interlock.
- GAL, MAC, DOVER, WESTINGHOUSE, OTIS kits are available for interfacing to existing landing door locks, plus more than 70 special engineered job specific car door locks.



2

## High performance

- SGV doors combine robust design and high performance with eco-efficient drives.
- SGV MIDI or SUPRA linear door operators achieve their high performance, high speed operation through a powerful permanent magnet synchronous motor.
- SGV operators share the same mechanical components as the corresponding landing doors.
- Customized CAN interface available.
- Discrete and serial (CAN bus) communication interfaces available.



3

## Labor saving installation and maintenance

- Easy access and control of operator from the entrance or from the cab roof.
- Low space requirement leaves rooftop free of equipment
- Simple maintenance with few moving parts
- Dependable electronics with a multitude of options
- Heavy duty clutch CSA certified car door interlock eliminates the need for additional restrictors
- Large PU Coated Ø 3 3/4" (94mm) hanger Rollers for reliable and silent operation








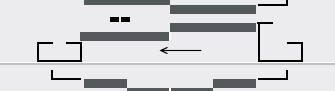




## Compliant to North American Codes

- SGV is compliant with ASME A17.1/B44 and certified by CSA NRTL/C, including certified car door interlock.
- SGV doors are also available in fire resistant execution certified according to UL 10B 1-1/2H, door heights up to 120".

Door Drive Parameters		
	Midi+	Supra
Motor characteristics	3 phase Permanent Magnet Synchron Motor	3 phase Permanent Magnet Synchron Motor
Drive	V3F-Converter (vector control)	V3F-Converter (vector control)
Average Power Consumption	92 W	170 W
Max Momentary Power Consumption	475 W	900 W
Power Supply	Univ. 115-230 V $\pm 20\%$ 50/60 Hz	Univ. 115-230 V $\pm 20\%$ 50/60 Hz
Max. Speed	2 ft/s (0.6 m/s)	3.3 ft/s (1.0 m/s)
Max. Panel Weight by Railing	SGV6 = 140 lb (65 kg)	SGV2 = 275 lb (125 kg)
Protection Class	IP20	IP20
Storage Temperature	-45 ... +70 °C	-45 ... +70 °C
Operating Ambient Temperature	-20 ... +50 °C	-20 ... +50 °C
Humidity Range	98% max. 40 °C	98% max. 40 °C
Regulations and Codes	EN 81, ASME A17.5, CAN/CSA-B441	
Electromagnetic compatibility	Immunity and emission protection acc. EN 12015/16	
Max. Movable Masses (car and landing door panels)	595 lbs / 270 kg	1320 lbs / 600 kg
Noise Level (door operator)	Average 55 dB, max. 60 dB	Average 50 dB, max. 55 dB
Estimated Lifetime	More than 3 million cycles	More than 5 million cycles


## Production range

Door Type	Illustration	CO[1 inch step] <sup>1</sup> MIN MAX
1S right <sup>2</sup>		32" - 48"
1S left <sup>2</sup>		
2C left <sup>2</sup>		36" - 60"
2C right <sup>2</sup>		
2T right <sup>2</sup>		30" - 72"
2T left <sup>2</sup>		
4C left <sup>2</sup>		48" - 118"
4C right <sup>2</sup>		

<sup>1</sup> Contact Wittur representative for non-stock sizes. <sup>2</sup> Opening to the left / right - seen from the hall.



## YOUR GLOBAL PARTNER FOR COMPONENTS, MODULES AND SYSTEMS IN THE ELEVATOR INDUSTRY



wittur.com

More information  
about Wittur Group  
available on-line.

